

Mikan Niizhwewaan!

Find the pair!



Waking Up Ojibwe
Anishinaabemodaa

This is a Christmas game of memory with Anishinaabemowin translations. The instructor can print out the cards, mix them up, and lay them faced down in rows.

1. When a card is flipped the learner can practice pronouncing the Anishinaabe word with the guidance of the instructor.
2. The learner will turn over another card to try find the matching picture. If the card does not match the cards can be read out loud by the instructor or learner, and then turned back over for the next learner to have their turn.
3. When all cards have been matched, the person with the highest number of matches wins the game.

Phrases to Use:

Turn it face up

Aazhigidinan

Turn another one face up

Bezhigh miinawaa aazhigidin

Only pick two

Niizh eta onaabandan.

Are they the same?

Naasaabinaagoziwag ina?

Good job!

Giminochige!

Try again!

Gojitoon miinawaa!

Your turn!

Giinitam!

His/her turn!

Wiinitam!



Magoshe'iwe-inini



Magoshe'iwe-inini



Mitig



Mitig



Magoshe'iwewin



Magoshe'iwewin



Magoshe'iwewin



Magoshe'iwewin



Bakwezhiganiiwiniins



Bakwezhiganiiwiniins



Ziinzibaakwadoons



Ziinzibaakwadoons




Gooniwinini



Gooniwinini



Adik



Adik



Gaazhagens



Gaazhagens



Bimaadagaakobineshii




Bimaadagaakobineshii



Azhigan




Azhigan




Waaskonenjigan



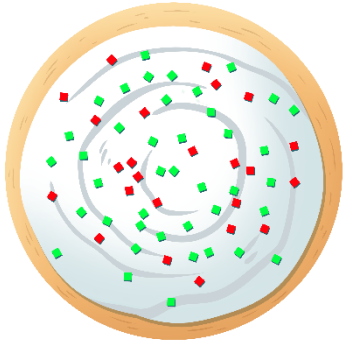
Waaskonenjigan



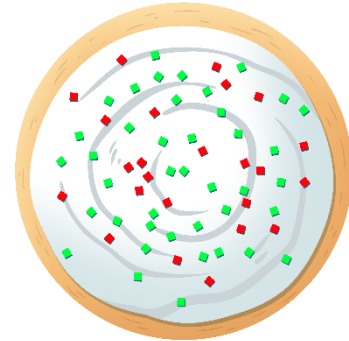
Waaskonenjigan



Waaskonenjigan



Bakwezhiganens



Bakwezhiganens



Anang



Anang



Goonens



Goonens