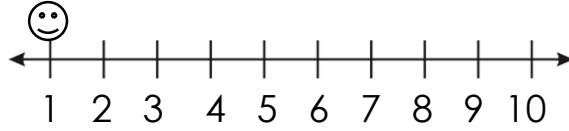
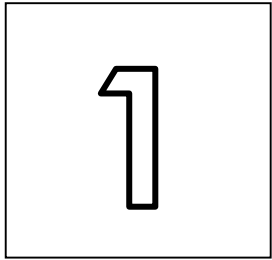


bezhig

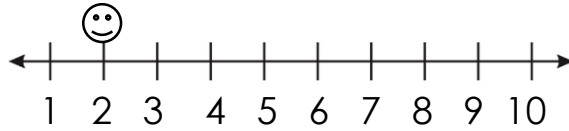

○				



agokiwisan

niizh

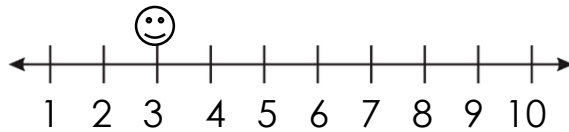

○	○			



agokiwisan

niswi

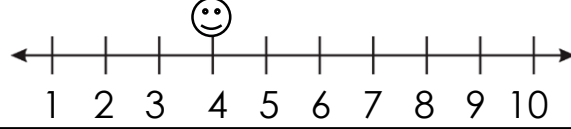

○	○	○		



agokiwisan

niiwin

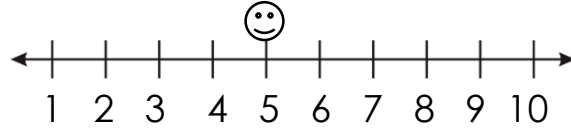

○	○	○	○	



agokiwan

naanan

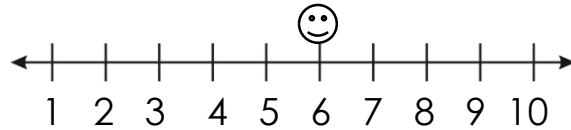
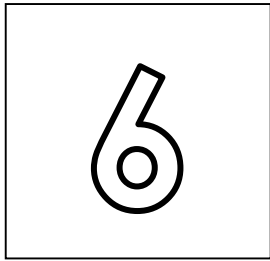
○	○	○	○	○



agokiwan

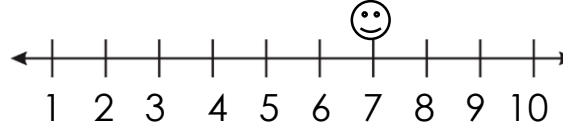


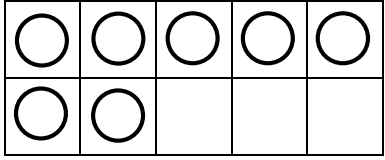
ningodwaaswi

○	○	○	○	○
○				



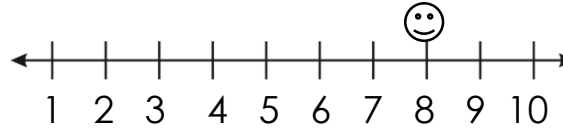


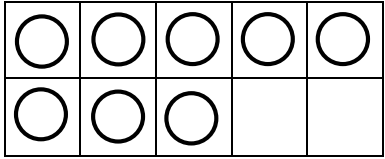
agokiwan

niizhwaaswi



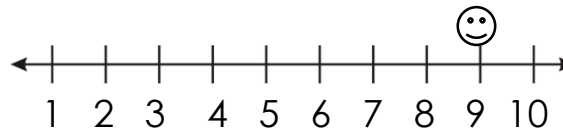

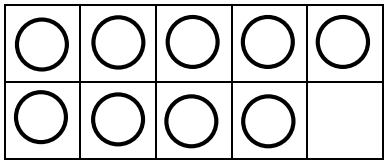
agokiwisan

nishwaaswi



agokiwisan


zhaangaswi



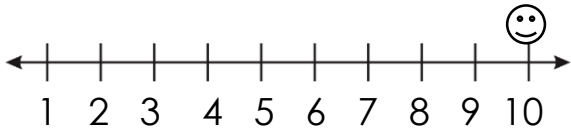
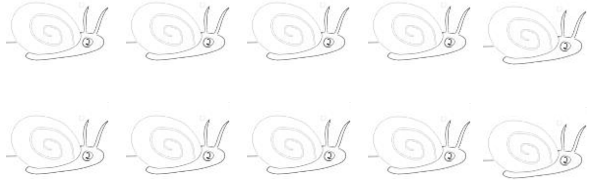
agokiwisan

midaaswi

○	○	○	○	○
○	○	○	○	○



10



1 2 3 4 5 6 7 8 9 10

agokiwisan

Instructions:

1. Cut the bracelet of the focus number for the day
2. Learners can colour and glue their bracelet together
3. Take home to share learning with their families