


# Naanan Moonzoog

## Five Moose

Sung to the tune of "Five Little Speckled Frogs"

*Gaa-ozhiibii'iged/Gaa-nagamod: Bernice Greene*



**Mazinaakizan!**  
Scan the QR to hear the song

**Naanan moonzoog niwaabamaag noopiming made niibawiyaad.  
Bezhiig a'a moonz apane noopiming, niiwin eta moonzoog  
niwaabamaag.**

(I see five moose standing in the bush. One moose is very far in the bush, now I see only four moose.)

**Niiwin moonzoog niwaabamaag noopiming made niibawiyaad.  
Bezhiig a'a moonz apane noopiming, niswi eta moonzoog  
niwaabamaag.**

(I see four moose standing in the bush. One moose is very far in the bush, now I see only three moose.)

**Niswi moonzoog niwaabamaag noopiming made niibawiyaad.  
Bezhiig a'a moonz apane noopiming, niizh eta moonzoog  
niwaabamaag.**

(I see three moose standing in the bush. One moose is very far in the bush, now I see only two moose.)

**Niizh moonzoog niwaabamaag noopiming made niibawiyaad.  
Bezhiig a'a moonz apane noopiming, bezhiig eta moonz  
niwaabamaa.**

(I see two moose standing in the bush. One moose is very far in the bush, now I see only one moose.)

**Bezhiig a'a moonz niwaabamaa noopiming made niibawid. Bezhiig  
a'a moonz apane noopiming, mii sa apane igi moonzoog.**

(I see one moose standing in the bush. One moose is very far in the bush, now there's no more moose.)

# Naanan Moonzoog

## Materials:





- Lyrics for Naanan Moonzoog
- Moonzoog Cards
- Naanan Moonzoog Actions Guide

## Lesson Ideas

1. Teach counting bezhig, niizh, niswi, niiwin, naanan. You can count the Moonzoog Cards as well.
2. Teach a grammar pattern for I see him/her or I see them. You can switch out the noun for any animal, person, or animate object.  
Niwaabamaa moonz.                    I see a moose.  
Niwaabamaag moonzoog.            I see more than one moose.  
You can also teach the grammar pattern for I hear him/her or I hear them. You can switch out the noun for any animal, person, or animate object.  
Ninoondawaa ikwe.                    I hear a woman.  
Ninoondawaag ikwewag.            I hear women.
3. Use the Moonzoog Cards while singing the Naanan Moozoog song to show understanding of what is being sung.
4. Teach the actions that go along with the Naanan Moonzoog song. Have the students create a video to send home or share on social media. You can find the action in our Action Guide.



Moonzoog Cards



# Naanan Moonzoog Action Guide

## **Naanan**

*Hold up five fingers*

## **moonzoog**

*Make antlers on your head*

## **niwaabamaag**

*Make binoculars around your eyes*

## **noopiming**

*Point to the bush/forest*

## **made niibawiyaad.**

*Use four fingers to demonstrate legs standing on your other hand*

## **Bezhig a'a**

*Hold up one finger*

## **moonz**

*Make antlers on your head*

## **apane**

*Gesture very far away, as if the moose ran away*

## **noopiming,**

*Point to the bush/forest*

## **niiwin eta moonzoog**

*Hold up four fingers*

## **niwaabamaag.**

*Make binoculars around your eyes*