

# Waking Up Ojibwe *Anishinaabemodaa*



## ANISHINAABEMOWIN PART 4

vta



## ANISHINAABEMODAA INITIATIVE

Introductions



## LAST TIME

The last time we were together, we talked about:

- vti: verb transitive inanimate and their basic usage
- Using gii- and wii- to indicate past and future tense
- Adding inanimate nouns to vti sentences
- Order of personal prefixes, tense, preverbs, verbs, personal suffixes, pluralization, and negative endings.



## NOONGOM - TODAY

1. Ikidowinan

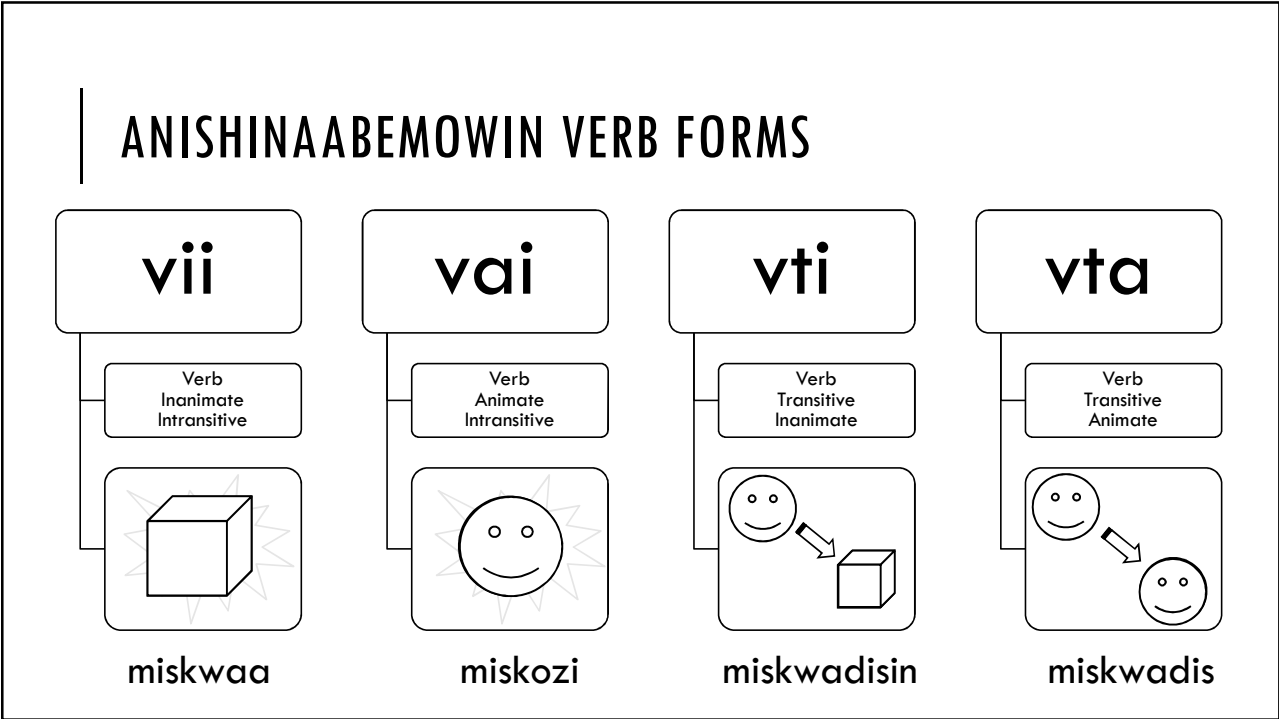
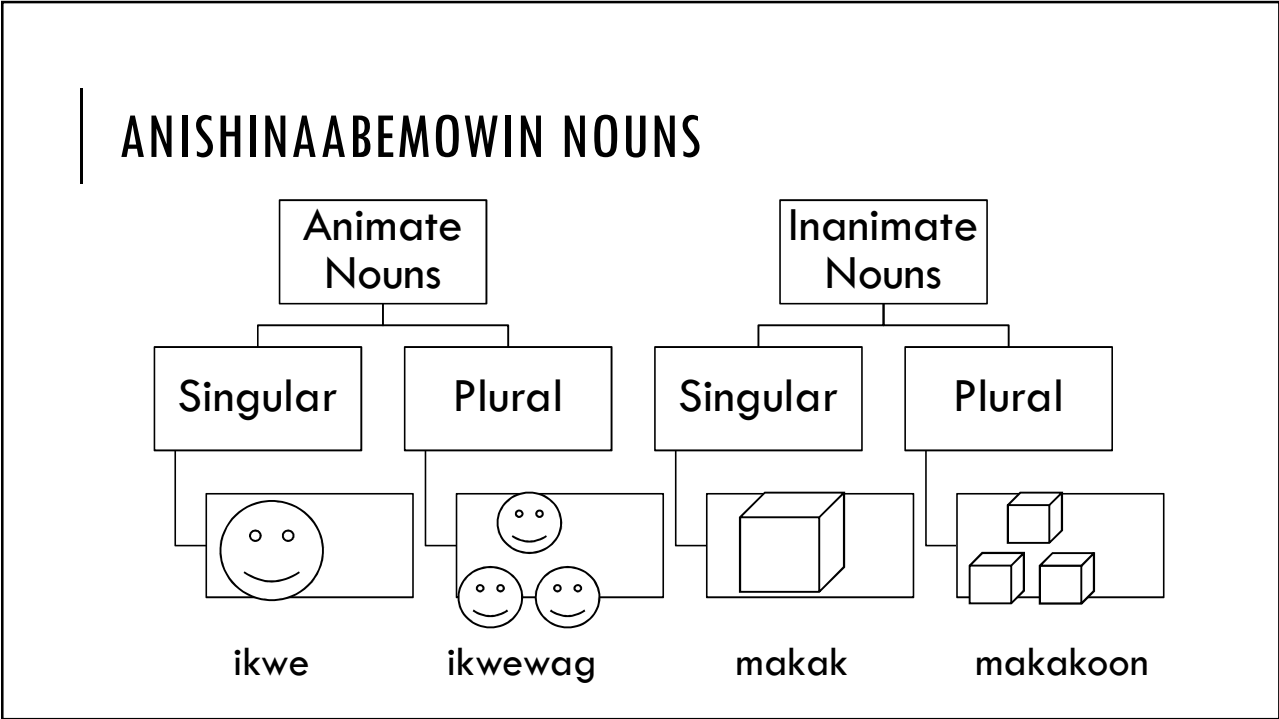
2. vta

3. Gagwedwewinan


1. Words

2. vta

3. Feedback Questions



# vta



These types of verbs describe an action being done by someone animate to someone or something that is animate. The main verb form is always in second to third person command form and has to be conjugated to change. Some examples are:

- andom – call for, summon, ask for h/
- gagwejim – ask h/
- bakite' – hit h/
- zhawenim – love h/

# vta

## Command Conjugations

	Positive	Negative
you > me	_____ishin	Gego _____ishiken
you all > me	_____ishig	Gego _____ishikegon
you/you all > us	_____ishinaam	Gego _____ishikaangen
you > h/ (them)	_____	Gego _____aaken
you all >h/(them)	_____ik	Gego _____aakegon

- Gagwejimishin.
- Gagwejimishig.
- Gagwejimishinaam.
- Gagwejim.
- Gagwejimik.

- Gego gagwejimishiken.
- Gego gagwejimishikegon.
- Gego gagwejimishikaangen.
- Gego gagwejimaaken.
- Gego gagwejimaakegon.

# vta A-form Conjugations

	Positive	Negative	
<b>you &gt; me</b>	gi_____	Gaawiin gi_____isii	Gizhawenim. Gaawiin gizhawenimisii.
<b>I &gt; you</b>	gi_____in	Gaawiin gi_____isinoon	Gizhawenimin. Gaawiin gizhawenimisinoon.
<b>I &gt; h/(them)</b>	ni_____aa(g)	Gaawiin ni_____aasii (-aasiig)	Nizhawenimaa(g). Gaawiin nizhawenimaasii(g).
<b>s/he (they) &gt; me</b>	ni_____ig(oog)	Gaawiin ni_____igosii (-igosiiig)	Nizhawenimig(oog). Gaawiin nizhawenimigosii(g).
<b>you &gt; h/(them)</b>	gi_____aa(g)	Gaawiin gi_____aasii (-aasiig)	Gizhawenimaa(g). Gaawiin gizhawenimaasii(g).
<b>s/he (they) &gt; you</b>	gi_____ig(oog)	Gaawiin gi_____igosii (-igosiiig)	Gizhawenimig(oog). Gaawiin gizhawenimigosii(g).
<b>h/ &gt; 4</b>	o_____aan	Gaawiin o_____aasii	Ozhawenimaan. Gaawiin ozhawenimaasii.
<b>4 &gt; h/</b>	o_____igoon	Gaawiin o_____igosii	Ozhawenimigoon. Gaawiin ozhawenimigosii.
<b>them &gt; 4</b>	o_____aawaan	Gaawiin o_____aasiwaawaan	Ozhawenimaawaan. Gaawiin ozhawenimaasiwaawaan.
<b>4 &gt; they</b>	o_____igowaan	Gaawiin o_____igosiiwaan	Ozhawenimigowaan. Gaawiin ozhawenimigosiiwaan.



vta

aasiwaawaan	ik	ishinaam	aasii
bakite'	igosiiig	ishiken	aaken o
gego	isii	aakegon	gaawiin zhawenim
ishikaangen	aawaan	ig	ishin in gi
ishikegon	andom	ishig oog	gagwejim
isinoon	aasiig	ni	aan aa aag
igosiiwaan	igosii	igowaan	igoon

These are available to print on our website, or you can download a copy of the SMART Notebook document to use. You will have to download SMART software if you do not already have it – the limited mode is free.

# Kahoot!

Go to kahoot.it on your computer or mobile device

**ODAMINODAA!** | Let's play!

## TENSE

Tense Markers		
<b>gii-</b>	past	did, was, were / wasn't, didn't
<b>---</b>	present	
<b>wii-</b>	future	will, want to / won't, will not
<b>ga-</b>	shall	Independent form only
<b>da-</b>	shall	If o- then da>ga; oga-
<b>daa-</b>	Can, c/sh/would	A-form
<b>ji-/da-</b>	Shall, can, c/sh/would, in order to	B-form
<b>ge-</b>	Shall, can, c/sh/would	C-form

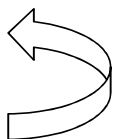
## TENSE: USE 'ZHAWENIM', I>HIM/HER & HIM/HER>ME

Past Tense

gii-

Ningii-zhawenimaa.


Ningii-zhawenimig.



Present Tense

Ninzhawenimaa.

Ninzhawenimig.

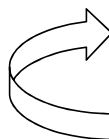


Future Tense

wii-

Niwii-zhawenimaa.

Niwii-zhawenimig.



### Personal Prefixes

Beginning	Niin	Giin	Wiin
Consonant	Ni-	Gi-	O-
B	Nim-	Gi-	O-
D J G Z	Nin-	Gi-	O-
Vowel	Nind-	Gid-	Od-
O	Nindo-	Gido-	Odo-

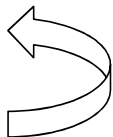
## TENSE: USE 'GAGWEJIM' I>YOU & YOU>ME

Past Tense

gii-

Gigii-kagwejimin.


Gigii-kagwejim.



Present Tense

Gigagwejimin.

Gigagwejim.



Future Tense

wii-

Giwii-kagwejimin.

Giwii-kagwejim.



### Letter Changes

Consonant (gii-/wii-)

b > p

j > ch

d > t

g > k

z > s

### Rule

There is no initial consonant change if the verb is a soft vowel followed by a hard consonant i.e. *gii-gikinoo'amaagozi*

## ADDING ANIMATE NOUNS TO VTA SENTENCES



In order to add a noun to a vta sentence, the noun has to be animate.

Let's use the verbs:

'odaapinamaw –  
pick h/up'  
and  
'bagidinamaw –  
set h/ down'

And we'll use the animate noun:  
'bakwezhigan – bread'

Commands (positive):

Odapinamaw bakwezhigan!  
Bagidinamaw bakwezhigan!

A-form I>Him/Her (positive):

Nindoodaapinamawaa bakwezhigan. *I am picking up the bread.*  
Nimbagidinamawaa bakwezhigan. *I am setting down the bread.*



A-form I>Him/Her (negative):

Gaawiin nindoodaapinamawaasii bakwezhigan.  
*I am not picking up the bread.*  
Gaawiin nimbagidinamawaasii bakwezhigan.  
*I am not setting down the bread.*

## A-FORM ORDER

Personal Prefix	Tense	Preverb(s) if used	Verb	Personal Suffix/ Plural/Negation
ni			gagwejim	ig
Ningagwejimig. S/he is asking me.				
gi	wii-	gagwe-	zhawenim	ig
Giwii-kagwe-zhawenimig. S/he wants to try and love you.				
o	gii-		bakite'	aasii.
Gaawiin ogii-pakite'aasii. S/he did not hit 4.				
gi			andom	isinoon
Gaawiin gidandomisinoon. I am not calling for you.				
o	gii-		bagidinamaw	aasiwaawaan
Gaawiin ogii-bagidinamawaasiwaawaan. They did not set 4 down.				



## VTA CONJUGATIONS

For further information on conjugating vta verbs, I find these lists helpful:

[Anishinaabemowin Learner's Grammar \(vta\)](#)

### Personal Pronouns

Ojibwe	English	Denotation
Niin	I	1
Giin	You	2
Wiin	She or He	3
Niinawind	We/Us Exclusive	1p
Giinawind	We/Us Inclusive	2i
Giinawaa	You all	2p
Wiinawaa	Them	3p
Eko-niwing	4 <sup>th</sup> person	4
Eko-naaning	5 <sup>th</sup> person	5

## FEEDBACK

&

## CERTIFICATES



Please complete the feedback form here:

<https://forms.gle/iFwqFhKivAuN7C7X9>

When you fill out the feedback form, we will send you a certificate acknowledging the completion of the session.

These are great for professional portfolios or completion of PD hours for your career.

## WE ARE HERE TO HELP

Start practicing with your conjugations – you will be amazed how quickly you can retain them with a little practice.

If you need any help don't be afraid to reach out to us via FB or email

[shannonk@7generations.org](mailto:shannonk@7generations.org)

[carissac@7generations.org](mailto:carissac@7generations.org)

[7gensanishinaabemowin@gmail.com](mailto:7gensanishinaabemowin@gmail.com)

A recording of this session will be available on our website in the near future.

**MIIGWECH BIZINDAWIYEG!**