

# Wiisiniwin Kit

## Kit Objective

### Materials Provided:

- Miijim/Wiisiniwin Book
- Anishinaabemowin Placemat
- Vocabulary and Phrases
- Okaadi-Ginebig Odaminowin - Instructions and Song
- Miijim/Wiisiniwin Cards

### Additional Materials Needed:

- Crayons/Markers
- Empty container
- Colorful foam sheets
- Pom Poms
- Hot Glue Gun
- Scissors

When this kit is complete students should be able to:

- Recognize and use Anishinaabemowin words and phrases related to food
- Understand and answer simple phrases around meal-time in Anishinaabemowin
- Sing the song for the Okaadi-ginebig game

## Kit Outline

This kit consists of 4 lesson plans:

- Miijim/Wiisiniwin Mazina'igan
- Gaa-dazhi-wiisining Apisijigan
- Wiisiniwin Ikidowinan
- Okaadi-ginebig Odaminowin

There is not a set order or time limit on these lessons. The teacher may choose to do one activity before another based on class needs and understanding. The teacher may choose to repeat an activity multiple times in their classroom to improve understanding.

# Wiisiniwin Kit

## *Mijim/Wiisiniwin Mazina'igan*

### Lesson Objective


**Materials:**

- Mijim/Wiisiniwin Book

*Students will be introduced to food vocabulary through storytelling.*

### Lesson Outline

1. Gather the students for story-time.
2. The teacher can introduce the book by asking about students favourite foods, or asking them what they see on the cover of the book.
3. Read through the book with the students. You can read through again and have them repeat the words as well.



# Wiisiniwin Kit

## *Gaa-dazhi-wiisining Apisijigan*

### Lesson Objective


**Materials:**

- Anishinaabemowin Placemat
- Crayons/markers

*Students will learn use Anishinaabemowin words and phrases in relation to the placemat while improving fine motor skills.*

### Lesson Outline

1. Gather physical examples of the items on the placemat for the lesson.
2. Hold up a placemat and go through the vocabulary by pointing to each object and also showing the physical item to the students. Have them repeat the words to the best of their ability.
3. Hand out the placemats and crayons/markers. The students can colour their placemats any way they choose.
4. Talk to the students one-on-one about their placemat throughout this activity while using the vocabulary given. This is also an excellent time to practice colours in Anishinaabemowin.
5. The teacher may choose to laminate these placemats and attach them to the meal tables so students have an individualized place to sit, and can continue to practice their vocabulary.



# Wiisiniwin Kit

## *Wiisiniwin Ikidowinan*

### Lesson Objective


**Materials:**

- Mijim/Wiisiniwin Vocabulary List
- Mijim/Wiisiniwin Phrase List

*Students will learn snack/meal time vocabulary and phrases in Anishinaabemowin.*

### Lesson Outline

1. Gather students for snack-time/meal-time.
2. Utilize the vocabulary and phrases provided while carrying on the students' regular eating routine.



# Wiisiniwin Kit

## Okaadi-ginebig Odaminowin

### Lesson Objective


#### Materials:

- Prepared Okaadi-ginebig container
- Mijim/Wiisiniwin Cards
- Okaadi-ginebig Nagamowin Lyrics

*Students will practice food vocabulary in Anishinaabemowin while playing an interactive game*

### Lesson Outline

1. Build the Okaadi-ginebig container and prep the cards as instructed in the Okaadi-ginebig Odaminowin document.
2. Introduce the students to Okaadi-ginebig. Find out what they know about crocodiles.  
"Aaniin izhichiged?" - What does he do?  
"Aaniin enwed?" - How does he sound?  
"Aandi endaad?" - Where does he live?  
"Wegonen mijjid?" - What does he eat?
3. Teach the students the words to the Okaadi-ginebig song. You can explain the words of the song to the students and have them sing along with you.
4. Each student will take turns with the crocodile and sing the song. With each turn after the song, the student must reach in and say the food word written in Anishinaabemowin along with the phrase with help from the instructor.  
i.e. They select an apple card: "Howa! Mishiimin gigii-miijin!"
5. Ensure everyone gets a turn. When you're finished the children can say "Giga-waabamin Okaadi-ginebig!" as the crocodile leaves



# Wiisiniwin Kit

## *Student Assessment*

**Student Name:** \_\_\_\_\_

**Teacher Name:** \_\_\_\_\_

### **Student Can:**

- Recognize Anishinaabemowin words and phrases related to food**
- Understand and answer simple phrases during Anishinaabemowin meal-times**
- Sing the song for the Okaadi-ginebig game**

### **Comments:**