

Ji-izhichigeyin 2

Commands 2

Written by Chance King
Illustrated by Tim Smith



Text copyright © 2018 by Chance King
Illustrations copyright © 2018 Tim Smith

All rights reserved. The use of any part of this publication reproduced, transmitted in any form or by any means, electronic, mechanical, photocopying, recording, or otherwise, or stored in a retrieval system, without the prior written consent of the publisher—or, in case of photocopying or other reprographic copying, a licence from the Canadian Copyright Licensing Agency—is an infringement of the copyright law.

Acknowledgements

Miigwech to my wife, Mariah, and our daughters, Waasejiwan and Giizhigokwe. Special thanks to Kelvin, Rose, and Marilyn for all of their help and kindness.

Miigwech goes to the Ontario Ministry of Education for their funding and Rainy River District School Board, SayITFirst and Seven Generations Education Institute Anishinaabemodaa Project – Let’s Speak Ojibwe, for the wonderful opportunity to produce these much needed resources.

These resources will help to wake up Ojibwe within ourselves.

How to use this book

There are three different versions of each sentence as described below:

1. English translation

2. Ojibwe translation


3. Simplified phonetic pronunciation of Ojibwe translation

*The **bold** letters in **italics** need to be spoken just slightly longer than the other syllables.*

Bizindan.
Bih-zin-dun.
Listen.



Bizaanabin.
Bih-zaw-nuh-bin.
Sit quietly.




Biindigen
Been-dih-gen
Enter




Niisaandawen.
Nee-sawn-duh-wen.
Go down stairs.



Ambe omaa.
Um-beh oe-maw.
Come here.



Biidoon.
Bee-toon.
Bring it.



Mikan.
Mih-kun.
Find it.



Amo.
Uh-moh.
Eat it.




Giziininjiin.
Gih-zeen-nin-jeen.
Wash your hands.



Shiibinikenin.
Shee-bih-nih-keh-nin.
Raise your arm.



Bengwaninjii'on.
Bayn-gwuh-nihn-jee'-ohn.
Dry your hands.



Agoodoon.
Uh-goo-doon.
Hang it up.



Aabezin.
Aw-beh-zin.
Behave.



Gojitoon miinawaa.
Goh-jih-toon mee-nuh-waw.
Try it again.



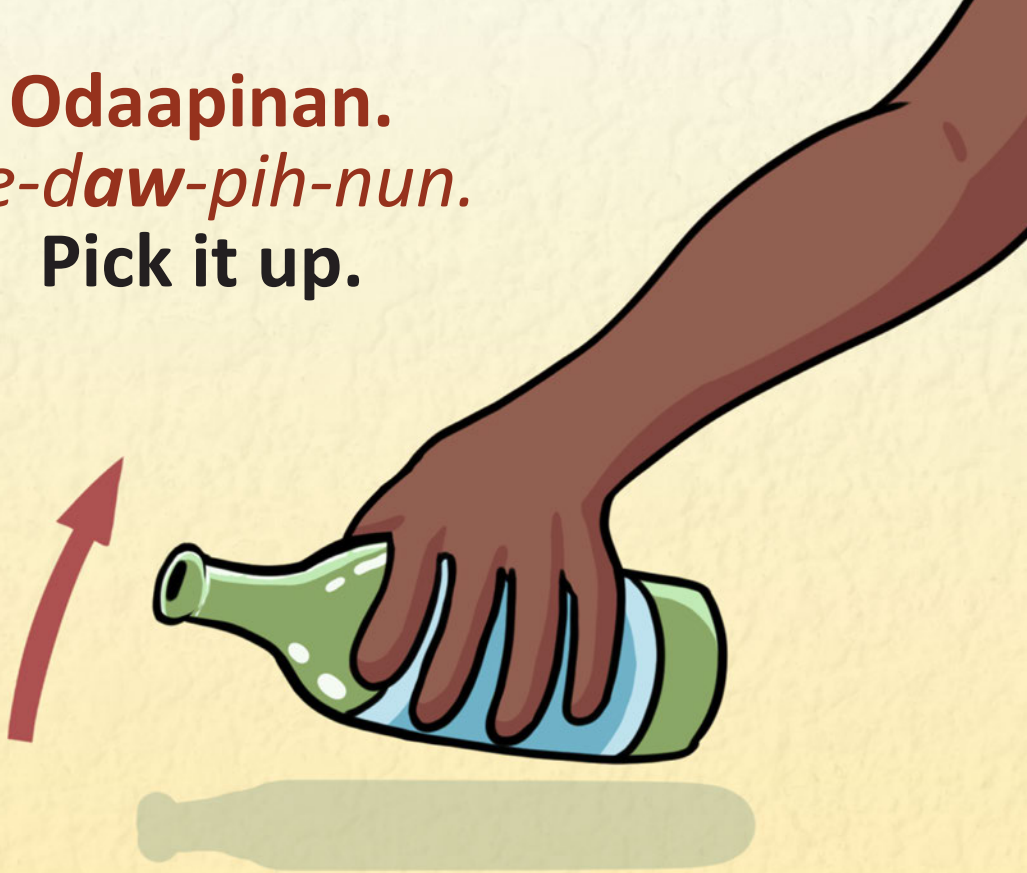
Gizii'aabide'on.
Gih-zee'-aw-bih-deh'-ohn.
Brush your teeth.




Boonitoon.
Boo-nih-toon.
Leave it alone.



Odaapinan.
Oe-daw-pih-nun.
Pick it up.



Ombidiyenin.
Owm-bih-dee-yeh-nin.
Lift your bum.



Giigidon.
Gee-gih-doon.
Speak up.



Gaagiigidon.
Gaw-gee-gih-dohn.
Speak/Talk.



This book provides easy to pronounce commands to use at home and play.

A critical step to improving the vitality of Anishinaabemowin is to increase the sounds transferring from the parent to the child at an early age. This book is designed to allow both speakers and non-speakers the ability to pass the Ojibwe language onto their youth. The translations and simplified phonetic pronunciations in the book give parents the ability to practice and to read this book to their children in Anishinaabemowin.

The Rainy River District area is undergoing an effort to put Anishinaabemowin back into the homes of the Anishinaabeg. Anishinaabemodaa – Let's speak Ojibwe, is the Ontario Ministry of Education sponsored partnership between the Rainy River District School Board, SayITFirst and 7 Generations Education Institute with support of the ten area Anishinaabe Nations to help Wake Up Ojibwe within individuals in our community.

Each book in this series has audio support found on our website, These videos can be viewed on a cell phone or iPad by hovering the camera over the front cover of this book or viewed directly off of our site. A free app will need to be downloaded.

Downloading instructions and videos provided for audio support can be found at:
www.anishinaabemodaa.ca and wakinaupojibwe.ca

